

# SeaCrest Diversified Income Strategy

formerly known as Hybrid Income Matrix Portfolio

March 31, 2020 FACTSHEET

Performance and Portfolio Characteristics

## Howard A. Schloss

Portfolio Manager  
40 years investment experience  
MBA, Fordham University

## Sanjay Gupta

Portfolio Manager  
24 years financial services experience  
MBA, St. John's University

## WHY DIVERSIFIED INCOME

### Diversification

Broad range of asset classes that are focused on income

### Correlation

Asset classes having weak to negative correlation to investment grade fixed income

### Returns

Attractive current income and risk-adjusted returns

## Firm OVERVIEW

SeaCrest Investment Management (SIM) is a SEC registered investment advisor, specializing in the management of portfolios for institutional and private clients. SIM is employee-owned and is certified as a minority-owned Firm with offices in New York, Michigan and South Dakota. The Firm is led by a group of seasoned asset management professionals with over 60 years of combined experience. With their discipline and insight into market trends, they seek to deliver attractive risk-adjusted returns in client portfolios.

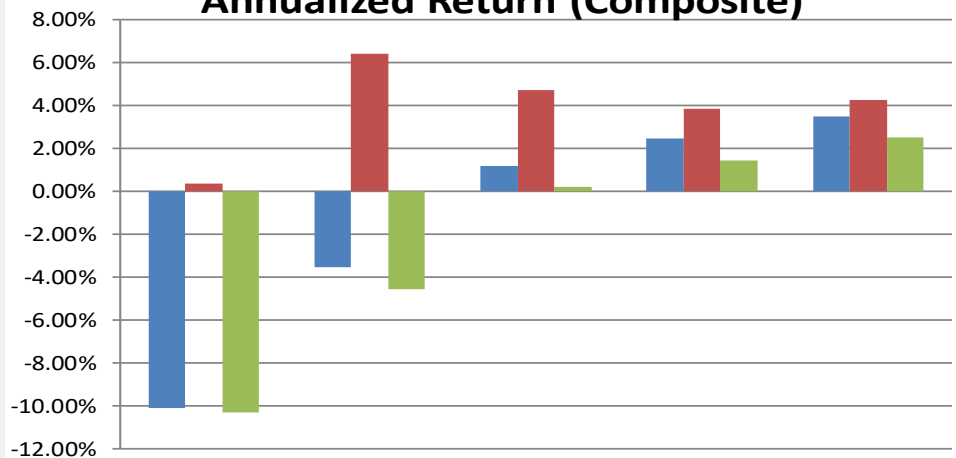
## INVESTMENT OBJECTIVE

SeaCrest Diversified Income Strategy seeks to deliver a high level of income consistent with attractive risk-adjusted returns by investing in a variety of asset classes including, but not limited to, closed-end and exchange traded funds that are invested in investment grade fixed-income, master limited partnerships, high yield equities, preferred stocks, REITs and buy/write strategies.

## BENCHMARK

The benchmark is comprised of 80% Bloomberg Barclays Government Intermediate Index and 20% S&P 500 Index.

## Annualized Return (Composite)



	1Q2020	Trailing 1 yr	Trailing 3 yr*	Trailing 5 yr*	Since Inception* (5/31/11)
SeaCrest Diversified Income Gross	-10.07%	-3.55%	1.19%	2.45%	3.51%
SeaCrest Diversified Income Net**	-10.32%	-4.55%	0.19%	1.45%	2.51%
Benchmark Return	0.37%	6.40%	4.73%	3.86%	4.24%

\* Annualized

\*\*Net Return is calculated by reducing the gross return by the highest fee charged for any client in the composite.

### WHY INVEST WITH SEACREST

#### Experience

Asset management professionals with over seventy years of investment management experience

#### Focus

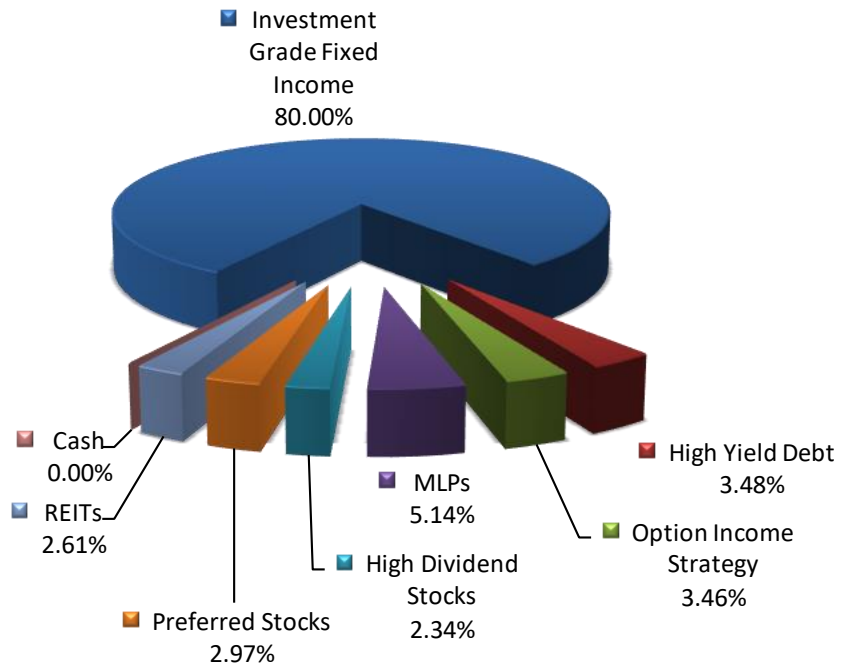
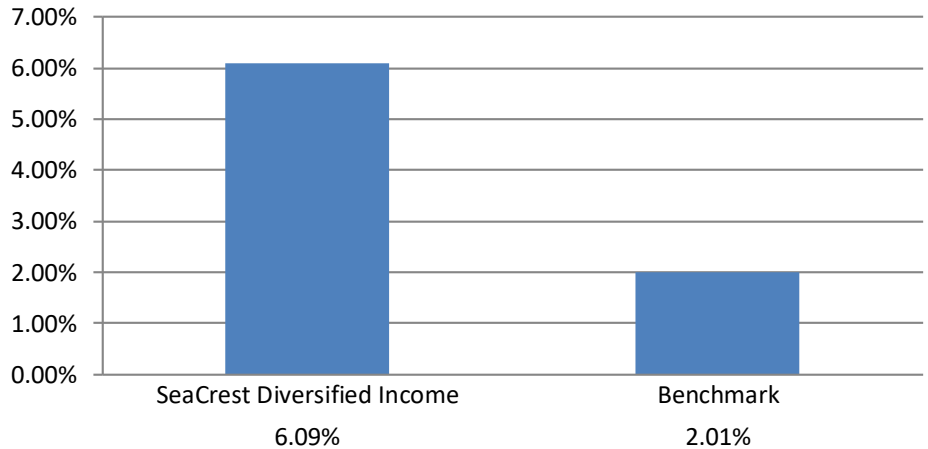
Holdings determined by asset class volatility and level of income

#### Investment Process

Employs quantitative model to determine rules based rebalancing

### SUPPLEMENTAL INFORMATION

## Annualized Income (Composite)



## DISCLOSURE

Year End	Firm Assets (\$ Millions)	Composite Assets (\$ Millions)	Number of Portfolios	Composite Gross Return	Composite Net Return**	Benchmark	3 yr Expost Standard Deviation (Gross) Composite	3 yr Expost Standard Deviation (Gross) Benchmark
2019	\$ 157.97	\$ 1.87	2	15.27%	14.27%	10.17%	4.05%	2.39%
2018	\$ 145.46	\$ 1.71	2	-3.81%	-4.81%	0.49%	4.30%	2.15%
2017	\$ 149.89	\$ 1.88	2	5.48%	4.48%	5.02%	4.39%	1.99%
2016	\$ 137.65	\$ 3.17	3	6.80%	5.80%	3.31%	5.10%	2.28%
2015	\$ 135.14	\$ 3.08	3	2.87%	1.87%	1.44%	5.58%	2.42%
2014	\$ 131.04	\$ 3.09	3	6.79%	5.79%	4.79%	5.58%	2.22%
2013	\$ 137.12	\$ 2.94	3	-3.16%	-4.16%	4.83%	n/a	n/a
2012	\$ 130.01	\$ 3.05	3	9.76%	8.76%	4.59%	n/a	n/a
2011*	\$ 129.45	\$ 2.79	3	3.41%	2.83%	2.68%	n/a	n/a

The benchmark is 80% Bloomberg Barclays US Government Intermediate Index /20% S&P 500 Index

\*Partial year performance: 5/31/11 to 12/31/11

Internal dispersion is calculated using the asset-weighted standard deviation of annual gross-of-fee returns of those portfolios that were included in the composite for the entire year.

\*\* Net Return is calculated by reducing the gross return by the highest fee charged for any client in the composite.

SeaCrest Investment Management, LLC is a Registered Investment Advisor with the Securities and Exchange Commission.

SeaCrest Investment Management, LLC claims compliance with the Global Investment Performance Standards (GIPS®) and has prepared and presented this report in compliance with the GIPS standards. SeaCrest Investment Management, LLC has been independently verified for the periods June 1, 2006 through December 31, 2019. The verification report(s) is/are available upon request. Verification assesses whether (1) the Firm has complied with all the composite construction requirements of the GIPS standards on a Firm-wide basis and (2) the Firm's policies and procedures are designed to calculate and present performance in compliance with the GIPS standards. Verification does not ensure the accuracy of any specific composite presentation.

The following are available upon request: a list of composite descriptions and policies for valuing portfolios, calculating performance, preparing compliant presentations.

The composite was created May 31, 2011 and contains all discretionary, fee paying accounts. The SeaCrest Diversified Income Strategy seeks to deliver a high level of income consistent with attractive risk-adjusted returns. This investment strategy seeks to balance risk versus reward by adjusting the percentage of each asset class in an investment portfolio according to the model. Our model culls from several equity asset classes (representing 20% of the portfolio), at present four fixed income asset classes representing 80% of the portfolio (via Electronically Traded Funds, Electronically Traded Notes and closed-end funds) and cash. The model will occasionally indicate that a cash allocation is warranted. An investor's portfolio is rebalanced when the model indicates an overvalued or undervalued asset class. The US Dollar is used to express performance. Results are based on fully discretionary accounts under management, including those accounts that may no longer be with the Firm. For comparison purposes the composite is measured against a blend of 80% Bloomberg Barclays Government Intermediate Index and 20% S&P 500 Index. Three year ex-post standard deviation is not included for 2011 through 2013 as the composite did not have a three year history.

**The Firm charges a management fee of between 0.20% to 1.15% of assets, as outlined in the Firm's Form ADV Brochure. A portion of the annualized fee, based on the total market value of each portfolio, is charged to the client each quarter. In certain circumstances, fees may be negotiable depending on the investment strategy selected and the size and nature of the account relationship. Actual returns will be reduced by investment advisory fees and other expenses that may be incurred in the management of the account. Assuming (a) a quarterly fee assessment, (b) a \$1 million investment, (c) a portfolio return of 8% a year, and (d) a 1.00% annual investment advisory fee, the collection of management fees produces a compounding effect on the total value of a client's portfolio of \$10,416 in the first year, \$59,816 over five years and \$143,430 over ten years. Actual investment advisory fees incurred by clients may vary.**

Effective March 1, 2019, Howard Schloss became the primary portfolio manager for this strategy. Additional details are available upon request or by reviewing SeaCrest's 2019 ADV. As a result of a system upgrade, effective April 1, 2019, a change in the methodology to calculate composite returns may result in differences in previously reported returns compared to returns reported herein. More information regarding this change is available upon request.