

SeaCrest Diversified Income Strategy

formerly known as Hybrid Income Matrix Portfolio

December 31, 2018 FACTSHEET

Performance and Portfolio Characteristics

Howard A. Schloss

Portfolio Manager

38 years investment experience

MBA, Fordham University

WHY DIVERSIFIED INCOME

Diversification

Broad range of asset classes that are focused on income

Correlation

Asset classes having weak to negative correlation to investment grade fixed income

Returns

Attractive current income and risk-adjusted returns

Firm OVERVIEW

SeaCrest Investment Management (SIM) is a SEC registered investment advisor, specializing in the management of portfolios for institutional and private clients. SIM is employee-owned and is certified as a minority-owned Firm with offices in New York, Michigan and South Dakota. The Firm is led by a group of seasoned asset management professionals with over 70 years of combined experience. With their discipline and insight into market trends, they seek to deliver attractive risk-adjusted returns in client portfolios.

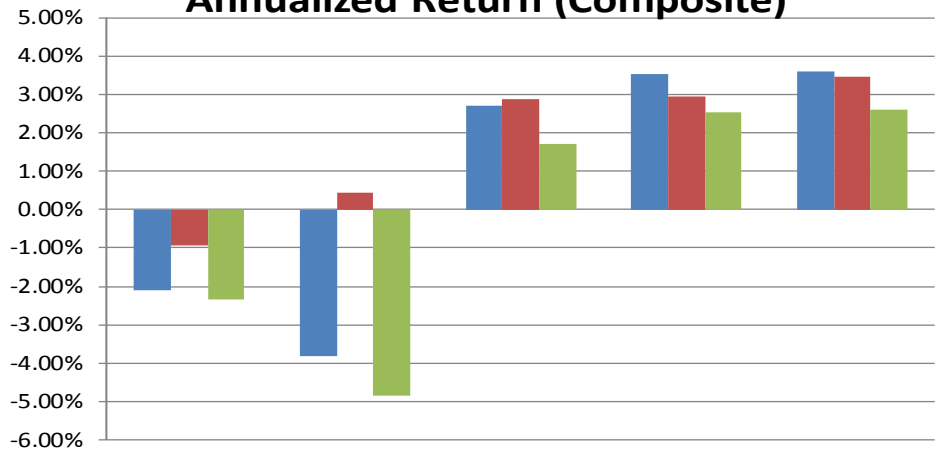
INVESTMENT OBJECTIVE

SeaCrest Diversified Income Strategy seeks to deliver a high level of income consistent with attractive risk-adjusted returns by investing in a variety of asset classes including, but not limited to, closed-end and exchange traded funds that are invested in investment grade fixed-income, master limited partnerships, high yield equities, preferred stocks, REITs and buy/write strategies.

BENCHMARK

The benchmark is comprised of 80% Bloomberg Barclays Government Intermediate Index and 20% S&P 500 Index.

Annualized Return (Composite)



	4Q2018	Trailing 1 yr	Trailing 3 yr*	Trailing 5 yr*	Since Inception* (5/31/11)
SeaCrest Diversified Income Gross	-2.10%	-3.83%	2.71%	3.53%	3.61%
SeaCrest Diversified Income Net**	-2.35%	-4.83%	1.71%	2.53%	2.61%
Benchmark Return	-0.93%	0.44%	2.89%	2.95%	3.45%

* Annualized

**Net Return is calculated by reducing the gross return by the highest fee charged for any client in the composite.

WHY INVEST WITH SEACREST

Experience

Portfolio managers with over seventy years of investment management experience

Focus

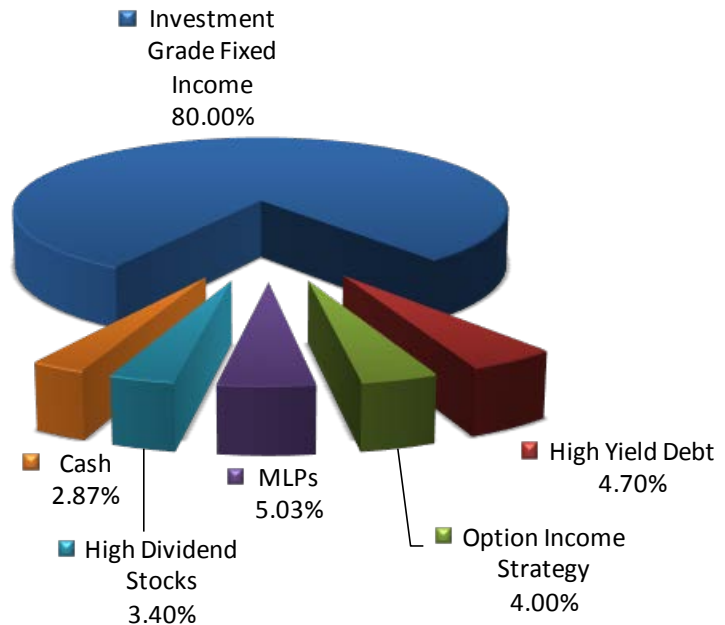
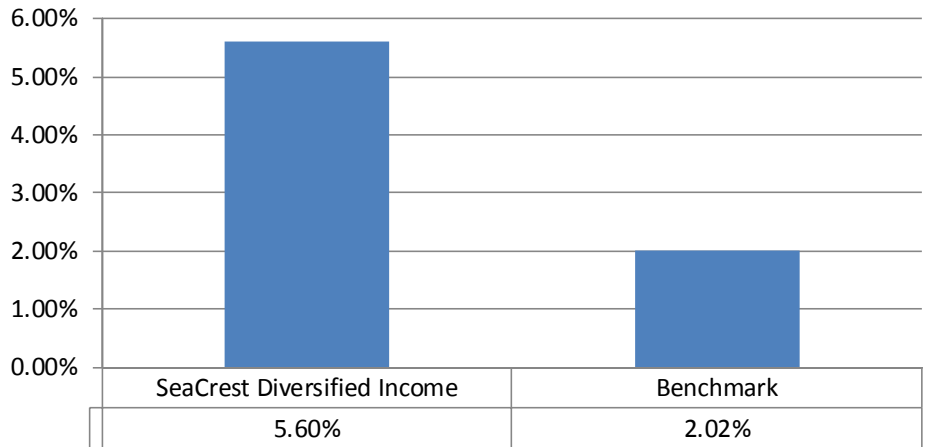
Holdings determined by asset class volatility and level of income

Investment Process

Employ quantitative model to determine rules based rebalancing

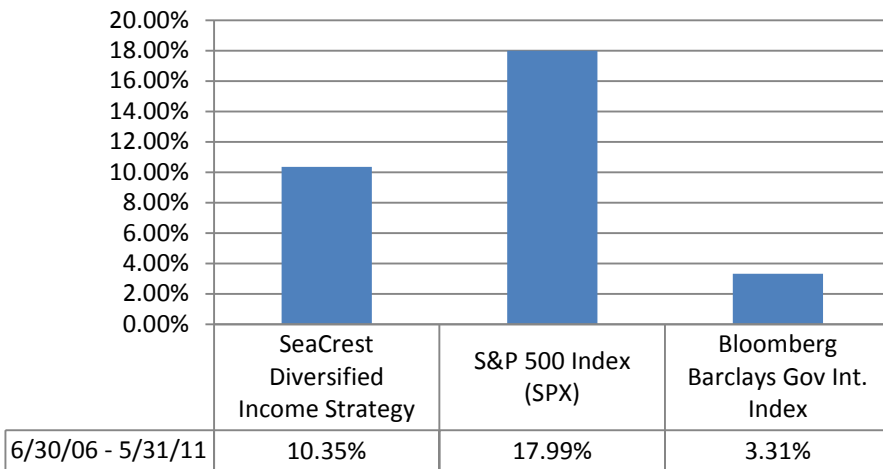
SUPPLEMENTAL INFORMATION

Annualized Income (Composite)

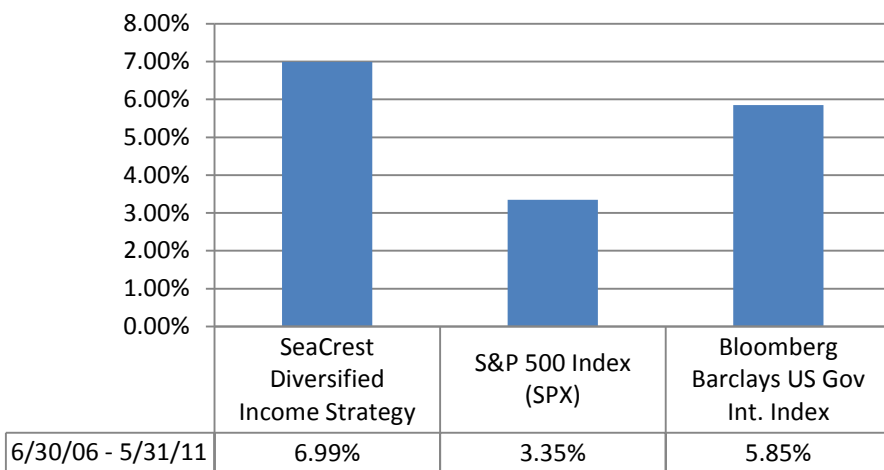


SUPPLEMENTAL INFORMATION

Back-Tested Volatility



Back-Tested Returns



Note: Back-testing of the SeaCrest Diversified Income Trust (excluding transaction costs) is defined as the hypothetical rebalancing of the portfolio's holdings, inclusive of dividend reinvestment, from 6/30/06 to 5/31/11. From 5/31/11 through the current period the SeaCrest Diversified Income Trust has been conducted in "real-time." Partial Year Performance 5/31/11 to 12/31/11. Back-tested returns are presented gross of fees. It is important to note the limitations of back-testing such as the benefit of hindsight.

DISCLOSURE

Year End	Firm Assets (\$ Millions)	Composite Assets (\$ Millions)	Number of Portfolios	Composite Gross	Composite Net**	Benchmark	3 yr Expost Standard Deviation (Gross) Composite	3 yr Expost Standard Deviation (Gross) Benchmark
2018	\$ 145.46	\$ 1.71	2	-3.83%	4.48%	0.44%	4.30%	2.15%
2017	\$ 149.89	\$ 1.88	2	5.49%	4.48%	5.01%	4.39%	1.99%
2016	\$ 137.65	\$ 3.17	3	6.79%	5.74%	3.26%	5.10%	2.28%
2015	\$ 135.14	\$ 3.08	3	2.85%	1.83%	1.38%	5.58%	2.42%
2014	\$ 131.04	\$ 3.09	3	6.76%	5.70%	4.71%	5.58%	2.22%
2013	\$ 137.12	\$ 2.94	3	-3.19%	-4.15%	4.79%	n/a	n/a
2012	\$ 130.01	\$ 3.05	3	9.73%	8.63%	4.58%	n/a	n/a
2011*	\$ 129.45	\$ 2.79	3	n/a	n/a	n/a	n/a	n/a

Note: Internal dispersion is the asset-weighted standard deviation. *Partial year performance: 5/31/11 to 12/31/11

** Net Return is calculated by reducing the gross return by the highest fee charged for any client in the composite.

SeaCrest Investment Management, LLC is a Registered Investment Advisor with the State of New York and the SEC.

SeaCrest Investment Management, LLC claims compliance with the Global Investment Performance Standards (GIPS®) and has prepared and presented this report in compliance with the GIPS standards. SeaCrest Investment Management, LLC has been independently verified for the periods June 1, 2006 through December 31, 2017. The verification report(s) is/are available upon request. Verification assesses whether (1) the Firm has complied with all the composite construction requirements of the GIPS standards on a Firm-wide basis and (2) the Firm's policies and procedures are designed to calculate and present performance in compliance with the GIPS standards. Verification does not ensure the accuracy of any specific composite presentation. The following are available upon request: a list of composite descriptions and policies for valuing portfolios, calculating performance, preparing compliant presentations.

The composite was created May 31, 2011 and contains all discretionary, fee paying accounts. The SeaCrest Diversified Income Strategy seeks to deliver a high level of income consistent with attractive risk-adjusted returns. This investment strategy seeks to balance risk versus reward by adjusting the percentage of each asset class in an investment portfolio according to the model. Our model culls from several equity asset classes (representing 20% of the portfolio), at present four fixed income asset classes representing 80% of the portfolio (via Electronically Traded Funds, Electronically Traded Notes and closed-end funds) and cash. The model will occasionally indicate that a cash allocation is warranted. An investor's portfolio is rebalanced when the model indicates an overvalued or undervalued asset class. The US Dollar is used to express performance. Results are based on fully discretionary accounts under management, including those accounts that may no longer be with the Firm. For comparison purposes the composite is measured against a blend of 80% Bloomberg Barclays Government Intermediate Index and 20% S&P 500 Index. Three year ex-post standard deviation is not included for 2011 through 2013 as the composite did not have a three year history.

The Firm charges a management fee of between 0.20% to 1.25% of assets, as outlined in the Firm's Form ADV Brochure. A portion of the annualized fee, based on the total market value of each portfolio, is charged to the client each quarter. In certain circumstances, fees may be negotiable depending on the investment strategy selected and the size and nature of the account relationship. Actual returns will be reduced by investment advisory fees and other expenses that may be incurred in the management of the account. Assuming (a) a quarterly fee assessment, (b) a \$1 million investment, (c) a portfolio return of 8% a year, and (d) a 1.00% annual investment advisory fee, the collection of management fees produces a compounding effect on the total value of a client's portfolio of \$10,416 in the first year, \$59,816 over five years and \$143,430 over ten years. Actual investment advisory fees incurred by clients may vary.

Effective March 1, 2019, Howard Schloss will become the primary portfolio manager for this strategy. Additional details are available upon request or by reviewing SeaCrest's 2019 ADV.